

Welcome to OHS!



- Get out a sheet of paper for notes.
- This will be your first set of notes to keep under the “Notes” tab in your 1” binder.
- You will be tested over the material covered today.

Syllabus: Have this out on your desk as we take notes

Mrs. Mallari
English I AH Syllabus
Oakland High School



A-A1
mallarik@rcschools.net
kathrynmallari.weebly.com

Course Overview: This English course in literature and composition consists of four thematically organized units. Within each unit, attention is given to these specific genres—nonfiction, short stories, plays, novels, and poetry. Students will study the classic pieces of literature as well as modern works, which are in our culture. English I students will be thoroughly familiarized with the steps and techniques of the writing process, with emphasis on creating a well-developed thesis statement and providing textual support. Furthermore, students will become comfortable with research, evaluating and making inferences about literature, analyzing societal connections, and creating projects.

****As this is an ADVANCED HONORS course, students are expected to participate fully in class discussions, and will frequently be called upon to lead a small group or a portion of a class. In all assignments and class work, it is expected that students will put in significant effort and time, going beyond basic expectations.**

Be on time.
Be prepared.
Be respectful.
Be responsible.
Be present.



Expectations

Cell phones and all other electronic devices must be in your bag/pocket at all times unless specified otherwise.

Consequences



-Warning
-Step-Out
-Conversation
-Parent Contact
-Referral

Cell Phone Policy

Please Note!
This is a TNReady class. At the end of the year you will take both writing and a multiple-choice state mandated tests. You may not be exempt from either part. We will follow the state standards to help prepare for these important tests!

• Parent Contact Form:
This is for your parent/guardian to complete and return to me by **AUGUST 17th**

Student Last Name: _____ Class Period: _____

PARENT CONTACT FORM
Due August 17th, 2018

Mrs. Mallari
ENGLISH 1 Advanced Honors
mallarik@rcschools.net

Parent/Guardian name(s): _____

Student's Name: _____

Email: _____ Primary Phone: _____

Do you have a working computer and internet access at your home? **Y** or **N**

What do you consider to be your child's strengths as a student?

Are there areas in which you would like to see growth in your child's education (writing, responsibility, scores, confidence, etc.)?

Additional Comments:

Notice



- This is an **ADVANCED HONORS** course.
- You **WILL**: read outside of class, have homework, present in front of the class, work in groups and alone, write... **A LOT!**

Course Description

- This English course in literature and composition consists of four thematically organized units. Within each unit, attention is given to these specific genres- nonfiction, short stories, plays, novels, and poetry. Students will study the classic pieces of literature as well as modern works, which have established a place in our culture.

- Below are the four units and the main text covered during that quarter. **These are NOT the only texts covered during each quarter, and students should be prepared to do reading outside of class.**



The units are divided into the following

1st 9 weeks: **Short Story Unit**

2nd 9 weeks: **Shakespeare Unit:** *Romeo and Juliet*

3rd 9 weeks: **American Literature Unit:** *To Kill a Mockingbird*

4th 9 weeks: UNDECIDED: Mythology or Dystopian??





Bold

Priority Standards

Cite strong and thorough evidence to support analysis of what the text says explicitly as well as inferences drawn from text.

Determine a theme or central idea of a text and analyze in detail its development over the course of the text, including how it emerges and is shaped and refined by specific details; provide an objective summary of the text.

Initiate and participate effectively in a range of **collaborative discussions** (one-on-one, in groups, and teacher-led) with diverse partners on grades 9–10 topics, texts, and issues, building on others' ideas and expressing their own clearly and persuasively.


Demonstrate command of the conventions of standard **English grammar and usage** when writing and speaking.

Write informative/explanatory texts to examine and convey complex ideas, concepts, and information clearly and accurately through the effective selection and organization of content.

Student Achievement

- Grades are based on mastery of standards. If a student can demonstrate an understanding of the course material, then he or she earns a passing grade for that material.
- Class work, homework, and class participation are vitally important to student learning because it helps students practice skills and gain course knowledge.
- **HOWEVER**, the majority of a student's grade will come from assessments (tests, projects, papers, etc.) because these tasks allow students to demonstrate what they have learned.

Grading Scale:

- **-Assessments are worth 60%. This includes: tests, quizzes, papers, and projects.**
- **-Practice is worth  40%. This includes: in-class assignments, homework, pre-writing, activities, and participation.**

Required Items

- 1" sturdy binder with inner pockets and 5 dividers
- College Ruled Paper
- Pens/Pencils
- Novel of your choice for SSR: Appropriate age level
- Required reading for class
- **Throughout the course, students will be required to keep a copy of the novel we will be studying. Once the novel is signed out, students will be held responsible for any losses or damages.



Brain Breaks

We will do brain breaks each block period day. The purpose is to give you a break so you are ready to complete class.

Today: Stand Up! Sit down if you....



Be Ready


- As soon as you enter the room, check the board/screen for what you need to grab for the day, and be in your assigned seat before the late bell rings. Begin reading your SSR book as soon as the bell rings (more on this later).
- Have a pen or pencil ready before the start of class.
- Follow dress code.
- Bring all materials to class every day.
- Use the restroom prior to class.
- Turn off and put away all electronics.
This includes headphones and cell phones!
- Listen to teacher/peers speaking.





Be Respectful

- Keep voice level appropriate to activity.
- Stay in designated seat or area.
- If it is not yours, don't touch it.
- Use appropriate language.
- **No food or drink (except water) in the classroom. Any food or drink brought into class will be thrown away, so save the snack for later!**



**No Food or Drink
ALLOWED!**




Be Responsible

- Stay actively involved and engaged in the lesson.
- Ask for help when needed.
- Keep work area clean and free of graffiti.
- Complete all assignments on time.
- Follow teacher directions.

it is **not only** for
what we do that
we are held
responsible, but
also for what
we do not do.

Moliere

Consequences

- I want our classroom to be a place where everyone feels respected, comfortable and confident. I sincerely want you to want to be here. In order for this to happen, you must follow the rules. If you choose to break the rules, these are the consequences:
- I will ALWAYS record the following on your behavior log and have you initial it
 - Warning
 - Step-out Conversation
 - Call to guardian
 - Call to guardian and referral to administration
-  Unacceptable behavior will also prevent you from being exempted from m.



Absences

- It is very important that you are in class and actively participating everyday.
- I am NOT responsible for reminding you about work you missed. This is your responsibility
- If you must be absent:
 - First-** ask a classmate what you missed.
 - Second-** check the hanging file folder for any work with your name
 - Third-** ask for a PAT pass.
- Missed notes? They will be online for you to copy down on YOUR OWN TIME.

My website: kathrynmallari.weebly.com






Late Work

- There is a 10% grade deduction **per day** for late work. Get your assignments in on time!

Side note.... I do NOT offer extra credit!
Don't ask!



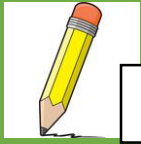


BOLD

No Name Papers

- No name papers will **NOT** be graded until **claimed**
- The **late work policy applies** to no name papers=
-10% per day late
- They are located above the filing cabinet by the hanging file folder.
- **If you ID your paper, put your name on it and put it in the LATE tray.**

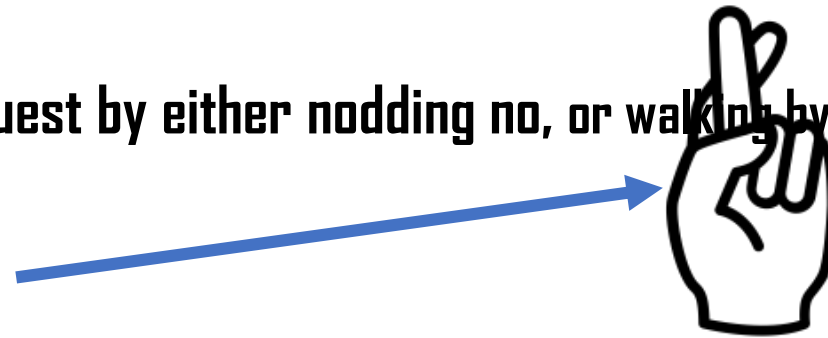




BOLD

Restroom

- We are very close to the bathrooms so there is plenty of time to go before class.
- For emergencies, you are allowed **three bathroom breaks for every 9 week period.**
- If you have a medical condition that requires you to go more often, I will need a doctor's
- If you must use the restroom, the procedure is:
 - **1. Make the restroom gesture**
 - **2. I will acknowledge your request by either nodding no, or walking by and giving you a pass.**





Silent Sustained Reading

- **Every class period will begin with 7 minutes of silent sustained reading (SSR).** This time will increase each quarter.
- You are not to be doing anything else but reading.
- **You will read a novel of your choice** and COMPLETE IT. It cannot be a novel that we are already reading as a class, and it **MUST** be age level appropriate.
- **You may borrow a book from my library, but it MUST be returned each day** (you can't take it out of the room).
- **To read a book from my library:**
 - **1. ASK me:** if you don't like to read, I might be able to help you find a book that interests you!
Use the genre labels and read the back of the book to see if you might find it interesting.
 - **2. Fill out the Library Log:** turn to your class period and write down your name and the book you are reading. Fill out the date started section.
- Additionally, you can bring books from home or check them out from the public or OHS library.



Binders

- **BINDERS WILL BE TAKEN HOME AND BROUGHT BACK TO CLASS EACH DAY.**

Tabs=

- 1. Bell work (ACT/AP test prep)**
- 2. Handouts/Notes**
- 3. Data**
- 4. Vocabulary and Literature/Grammar**
- 5. Writing**

**Bring organized
and LABLED
binder to the
next class.**

One of the **benefits of flexible seating** is helping our students become meta-cognitive of their learning process and **what works best for them**. Occasionally ask them why they chose a certain spot to help get them thinking about **how they learn**. This will be an important life skill that they will use for **years to come**.

- Cassie Jabrizi

@Cassiescreateabilities

bit.ly/Create-abilities

Flexible Seating


1. You earn free choice seating when you show you can be **respectful, safe & responsible**.
2. Select a spot where you will be **focused, productive & comfortable**.
3. If a spot isn't working for you, move so you can be **successful**.
4. Your teacher has the right to move anyone at anytime.

Created by Heidi-Ann Weigand 2016

Standing Desks


The standing desks are in the back of the room. They are there for your use! The point= allow you a space to work differently, without distracting the rest of the class.

 -Only **TWO** people are allowed at each standing desk at a time.

 -If you wish to use the standing desks, simply hold up your pointer finger. Once I acknowledge you with a nod, you may **QUIETLY** take your materials to a table. You may return to your seat at any time.

Reasons to use the standing desks:

- you feel sleepy
- you can't seem to focus
- you need a change in scenery




Reasons NOT to use the standing desks:

- you want to hang out with your friend
- you think it will get you out of your work
- you want to be the center of attention

MT Chairs

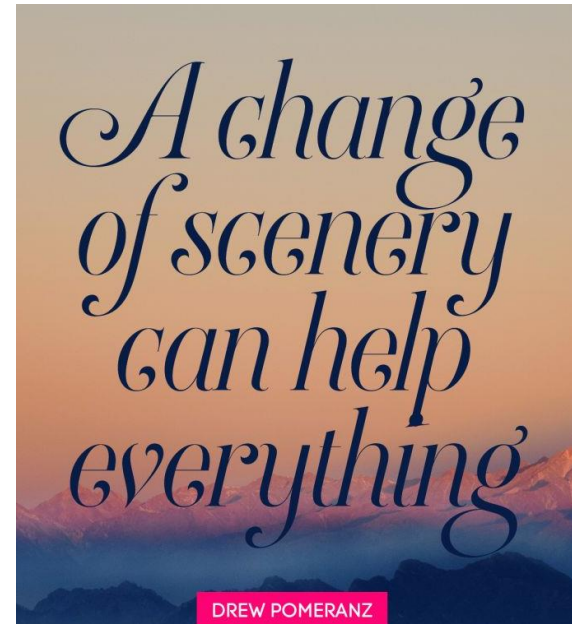
The MT chairs are on the side of the room. They are there for your use! The point= allow you a space to work differently, without distracting the rest of the class.

 Only **ONE** person may be in each chair at a time: two total sitting

 -If you wish to use the MT Chairs, simply up the peace sign with your fingers. Once I acknowledge you with a nod, you may **QUIETLY** take your materials and go work. You may return to your seat at any time.

Reasons to use the MT chairs:

- you feel sleepy
- you can't seem to focus
- you need a change in scenery



Reasons NOT to use the MT chairs:

- you want to hang out with your friend
- you think it will get you out of your work
- you want to be the center of attention

My desk and space.

Objectives

White Board

Hand outs

Air Unit

*Red= Off Limits to Students

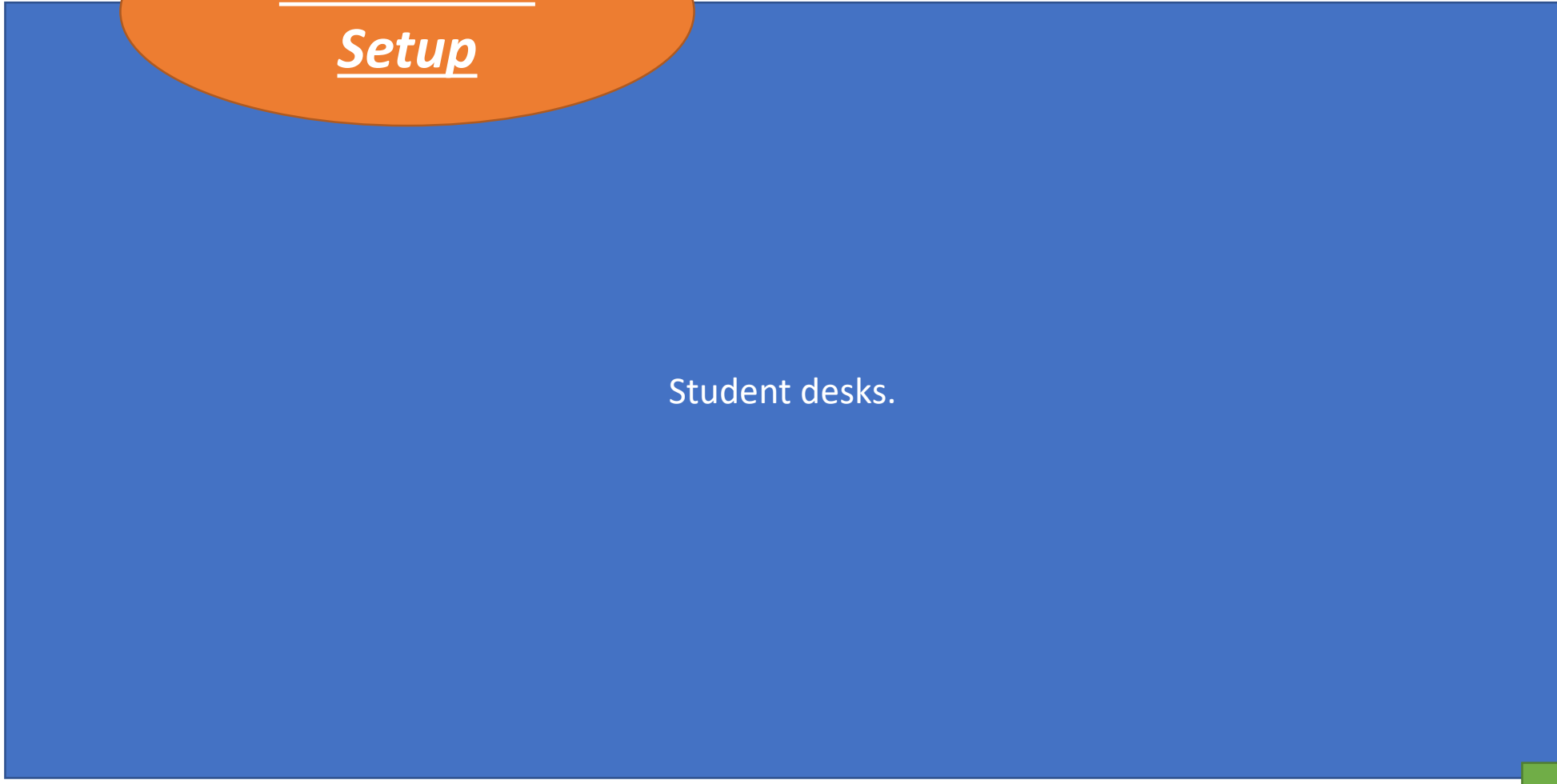
Student Supplies

Classroom
Setup

Reading Nook

No Name Papers

Text books/dictionaries



Student desks.

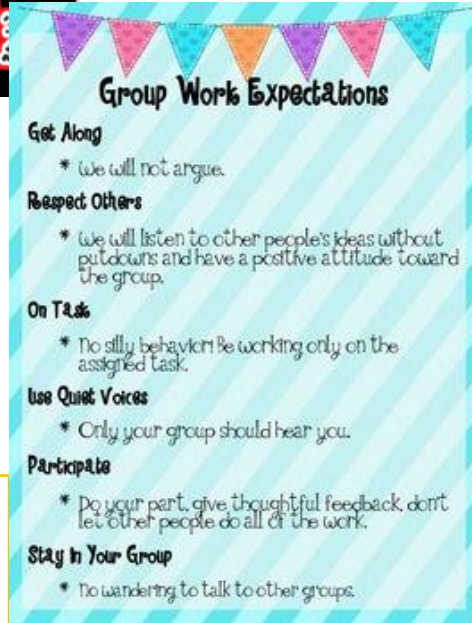
Door

Door

Standing Desk

Standing Desk

Patriot Papers



You have 10 minutes to create your skit!

- With your tables, you will:
- Select ONE procedure, rules, or expectation for this class.
 - Create a short skit that demonstrates how the procedure/rule/expectation your group selected should **NOT** be done.
 - Make it FUNNY= we will remember them better!
 - Act out your skit to the class.

On Friday

W • Letter to Teacher e

Next Week

- Quiz over notes and syllabus
- SSR begins
- Set up Remind101
- Set up 1" binders
- Preview class website
- Diagnostic Exam
- Summer Reading Test

- What you should be doing:
 - Reviewing notes for quiz
 - Purchasing and bringing in supplies
 - Locating a book to read for SSR
 - Completing summer reading!!